

Life Threatening Medical Reports

Life Threatening Medical Contact Report

Using MyEdBC – Student Top Tab > Filter  - Life Threatening Medical Alerts

Reports > Quick Report > Saved report – Life Threatening Medical Contact Report – Next – Finish

To Print:

Once the report is created – Right Click – Print

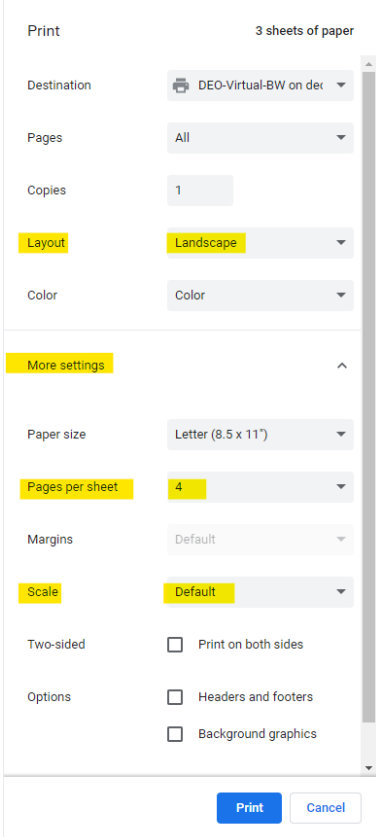
Click the Down caret next to More settings to expand the view

Change Pages per sheet to – 4

Scale - Default (Adjust as necessary)

Preview your pages

Print





Life Threatening Medical Contact Report
7/22/2022

Usual Name:	
Photo:	
Contact Name:	
Contact - Home Phone:	
Contact - Mobile Phone:	
Contact Name:	
Contact - Home Phone:	
Contact - Mobile Phone:	

Life Threatening Medical Wall Poster

Using MyEdBC – Global Top Tab > Favorite Side Tab > Student Alert

Filter  - Student Medical Alert

Field Sets  - Default Fields with Description

Reports > Quick Report > Saved report – Life Threatening Medical Wall Poster w Description

Next – Finish

To Print:

Once the report is created – Right Click – Print

Click the Down caret next to More settings to expand the view

Change Pages per sheet to – 4

Scale - Default (Adjust as necessary)

Preview your pages

Print

Life Threatening Medical Wall Poster <small>7/22/2022</small>	
Last Name:	
Photo:	
Medical Description:	Date of Entry: Feb 16, 2022 LIFE THREATENING ALLERGY: Nuts Symptoms: Swelling (Eyes, lips, face, tongue), flushed face or body, rash Treatment: Epi-Pen (office) -Insert Epi Pen needle (orange cap) into thigh -Call 911 -Take to Hospital

Print 3 sheets of paper

Destination DEO-Virtual-BW on dex

Pages All

Copies 1

Layout Landscape

Color Color

More settings ^

Paper size Letter (8.5 x 11")

Pages per sheet 4

Margins Default

Scale Default

Two-sided Print on both sides

Options Headers and footers
 Background graphics