

Managing Your Gradebook for MyClass

1 Set Preferences > Gradebook

Publish Assignment Statistics will publish the class statistics for a given assignment in your gradebook (i.e. class average, low mark and high mark with no names). Decide if you would like this information public.

The screenshot shows the 'Gradebook' tab in the MyClass preferences window. The 'Publish assignment statistics' checkbox is highlighted with a blue arrow, indicating it should be checked to publish class statistics.

2 Gradebook Top Tab > Categories Side Tab

When you created your categories, you were given the option in your Assignment Defaults to make the assignments in that category **Public**, **Private** or **Public – no grades**. You have the ability to change the visibility from assignment to assignment.

*****Important:** the parent view will calculate an average for a student based only on the assignments that are marked **public**. Fujitsu recommends you choose one visibility type for the whole category, and all assignments in that category, in order to avoid confusion with parents about the calculated average.

The screenshot shows the 'New Category' form in MyClass. The 'Assignment Defaults' section is highlighted with a red box. The 'Visibility type' dropdown menu is open, showing options: Private, Public, Private, and Public - no grades. A red arrow points to the 'Public' option.

3 Gradebook Top Tab > Assignments Side Tab

When you add an assignment, you have several options for visibility on MyClass.

2015-2016 - MSC--09-01 - SCIENCE 9 :: New Assignment

Save and New Save Cancel

General Portal Description Standards

Classes * MSC--09-01 SCIENCE 9
Category * Projects
GB column name * ROBOTS
Assignment name * Robots
Date assigned * 10/03/2016
Date due * 10/03/2016
Total points * 25.0

Options
Extra credit
Extra credit points 0.0
Sequence number 0
Score not droppable
Visibility type Public
Entry mode Numeric Only
Grade Scale Provincial Mark Scale Final Marks
Tri 2
None Daily Weekly Monthly

Online submission
Open date 10/03/2016
Close date 31/03/2016

Resources Provided by the Teacher
Add File Add Weblink

Save and New Save Cancel

If you enter dates for Online Submission here, your students can upload assignments to you via the portal and you will receive a notification in your gradebook with the attached assignment.

You can change your visibility type here: Public, Private or Public – no grades

You can add files and weblinks in your assignment for students to open or download.

4 Gradebook Top Tab > Groups Side Tab

You can create groups within your classes using the Groups Side Tab. Give your groups a name (e.g. Group A, Group B) and click Add Group. Drag and drop your students into their groups. You will see these groups in your My Info Top Tab and will be able to add events or create pages for these groups.

Class List :: 2015-2016 - MSC--09-01 - SCIENCE 9

Details Roster Seating Chart Groups Reporting Standards Categories Assignments Scores Notifications

New Group Set v

Ungrouped Students

Science Project 3 Add Group

Science Project 1 Lake, Ryna




Science Project 2

Bella, Kempton Caswell, Tymen DesRocher, Danco Espinoza, Gil Goldstone, Sabba Hyslop, Robson Jacobs, Ellis Jagpal, Marin Lamoureux, Kenny Linteris, William Lu, Mike Manji, Mia Nickel, Hillary Quiring, Sarjeet Rae, Ike Rosberg, Vince Rupert, Terrence Schultz, Taylor Sergent, Roxene Sibbald, Rudi Tolentino, Royce Tough, Crichton Tremblay, Stamak Voisin, Gena Woodhouse, Alison Wu, Noelle Wyatt, Edda Zinovich, Zeno

5 Gradebook Top Tab > Scores Side Tab








You can manage assignment visibility in your Gradebook as well.

2015-2016 - MSC--09-01 - SCIENCE

Student Fields		Grade Columns
Default Fields ▼	...	Category: Projects
Name	YOG	ROBOTS 03/10 Projects
Bella, Kempton	2019	
Caswell, Tymen 	2019	
DesRochers, Danco 	2019	

Click here to change your assignment visibility Public (green check mark), Private (red circle) or Public – no grades (blue icon).

If you see an envelope icon in your gradebook, this indicates that a student has submitted an assignment. You will see it at the top of your column as well.

Name	YOG	ROBOTS 03/10 Projects
Bella, Kempton	2019	  
Caswell, Tymen 	2019	
DesRochers, Danco 	2019	
Espinoza, Gil 	2019	
Goldstone, Sabba	2019	
Hyslop, Robson	2019	
Jacobs, Ellis	2019	

Click on the envelope in the column heading to download a zip file of **all submitted assignments** in the column.

Click on the envelope in the Gradebook to open the **assignment from that student only**.